



WHERE **OPINION** COUNTS
AND **FACTS** MATTER

**Survey Based On Health Care
and Systems Since Onset of
Devolution in Kenya.**



WHO WE ARE

At Timely Kenya, we believe that every opinion counts. We are dedicated to empowering individuals and businesses alike to gather valuable insights and make data-driven decisions.

Whether you're a curious individual, a market researcher, or a forward-thinking company, our user-friendly survey platform is designed to help you uncover the meaningful data you seek.

ABOUT

➤ Sampling System
Stratified Sampling Design.

➤ Sampling Method
Computer Assisted Telephone
Interviews.

➤ Sample Size
7,550 Respondents.

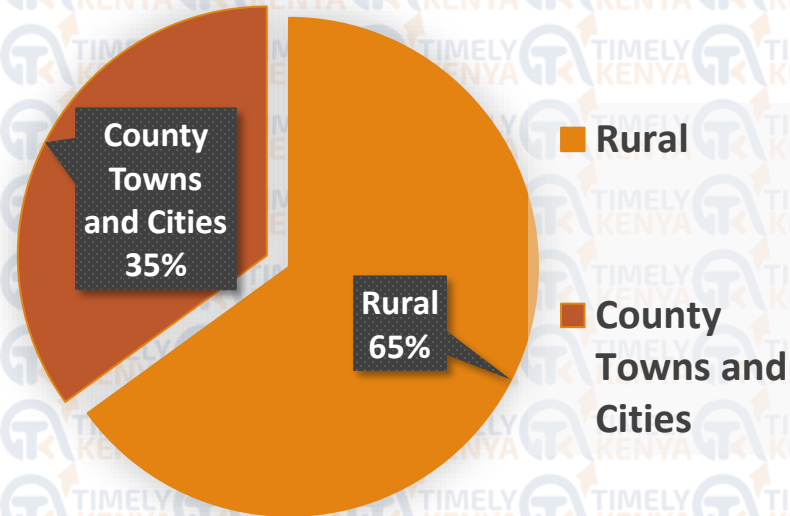
➤ Date Of Sampling
5th Jan- 20th Jan 2024.

➤ Error of Sampling
 ± 1.089

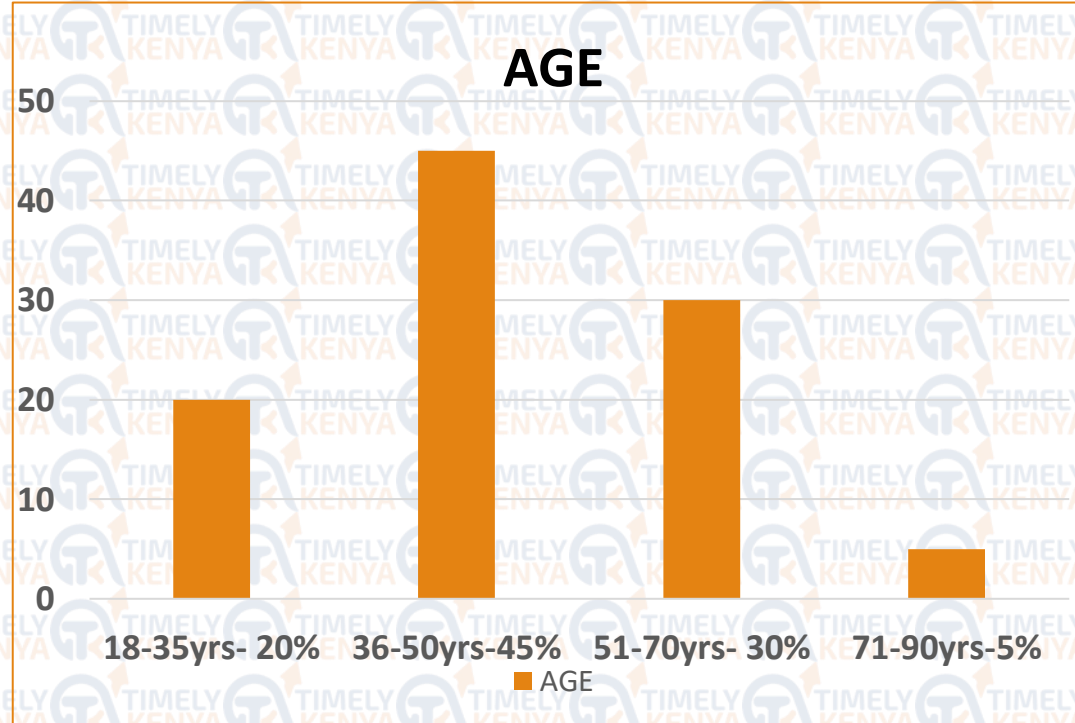


DEMOGRAPHICS

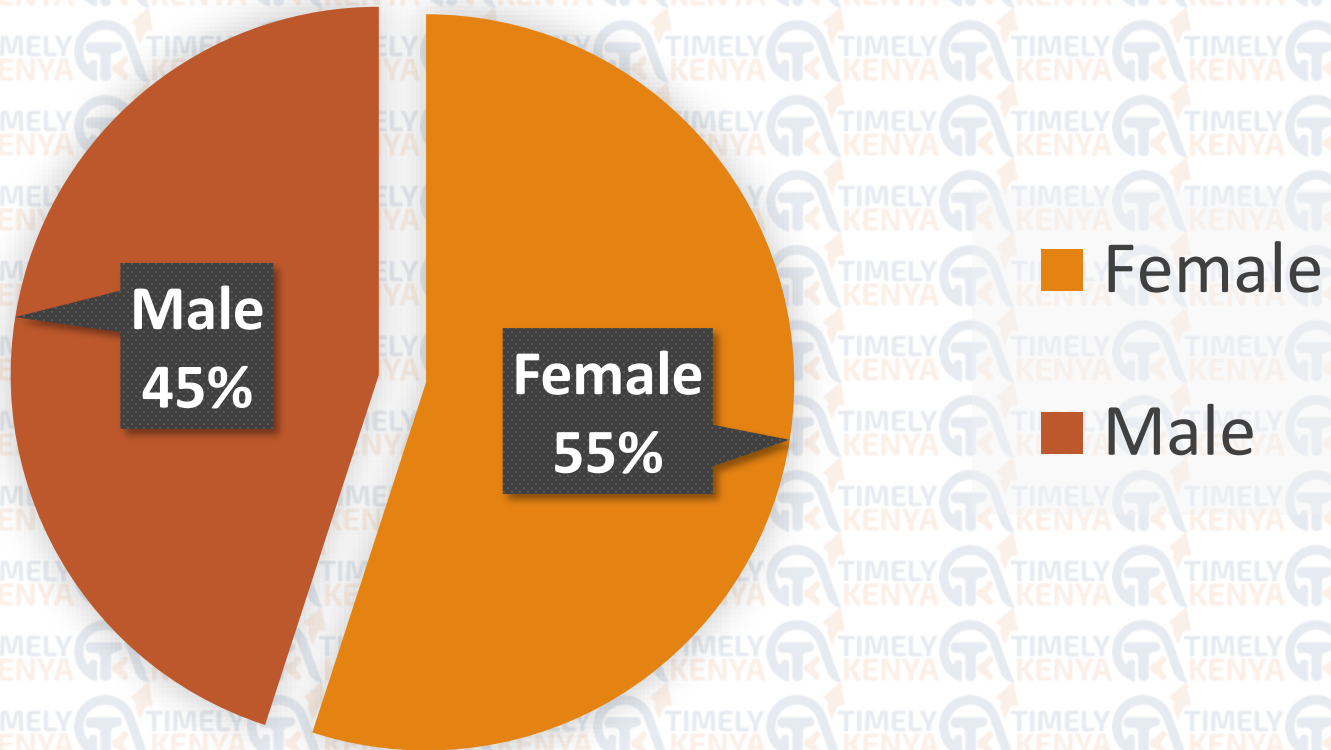
SETTLEMENT



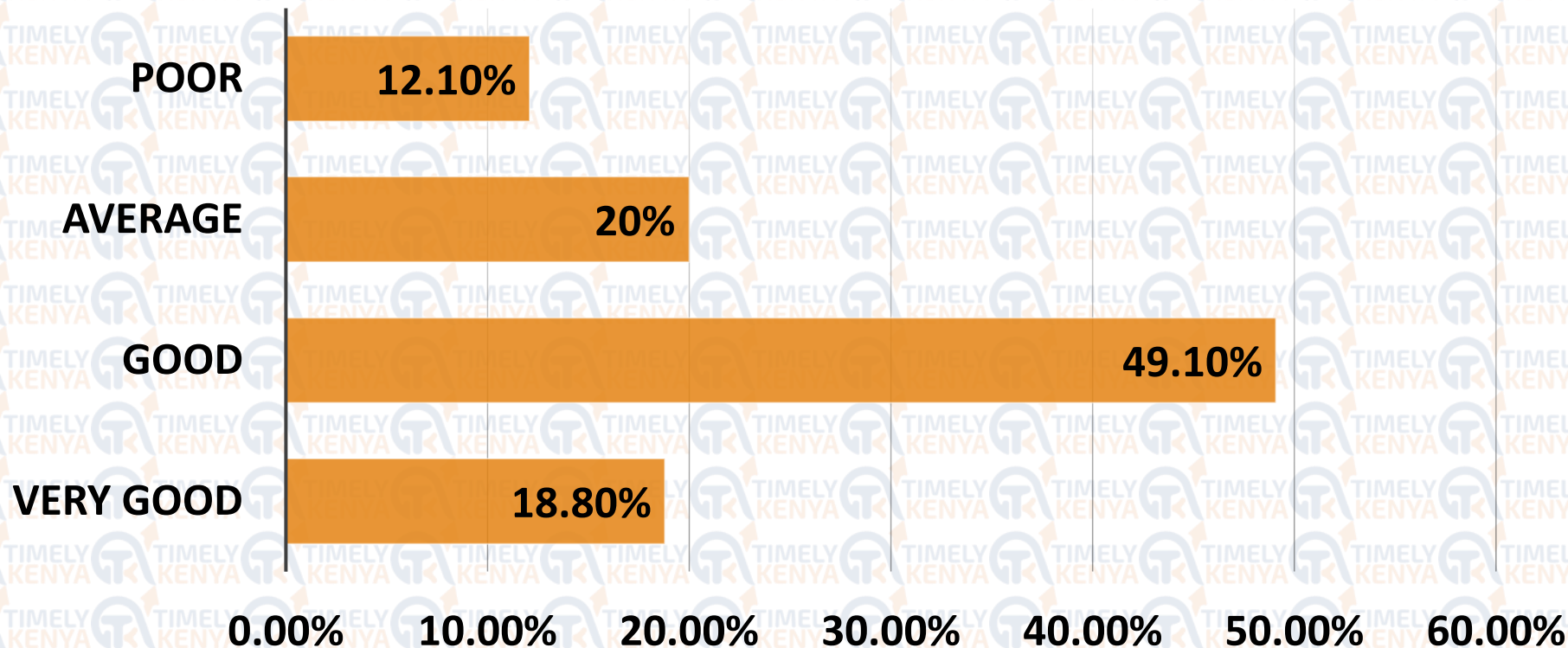
AGE



GENDER



How do you rate your county govt in terms of health service delivery?



Which Areas do you feel your county govt has done well in regards to health-care.

Provisional of Specialized Treatments. I.e Renal Units, Oncology Centers etc- 19.4%

An ample stock of medicine- 38%

Equipping of Modern technology systems and Machines-51.9%

Adequate staffing of health personnel.-53%

More Health Centers and Dispensaries- 75%

Infrastructure Developments- 78%

0%

20%

40%

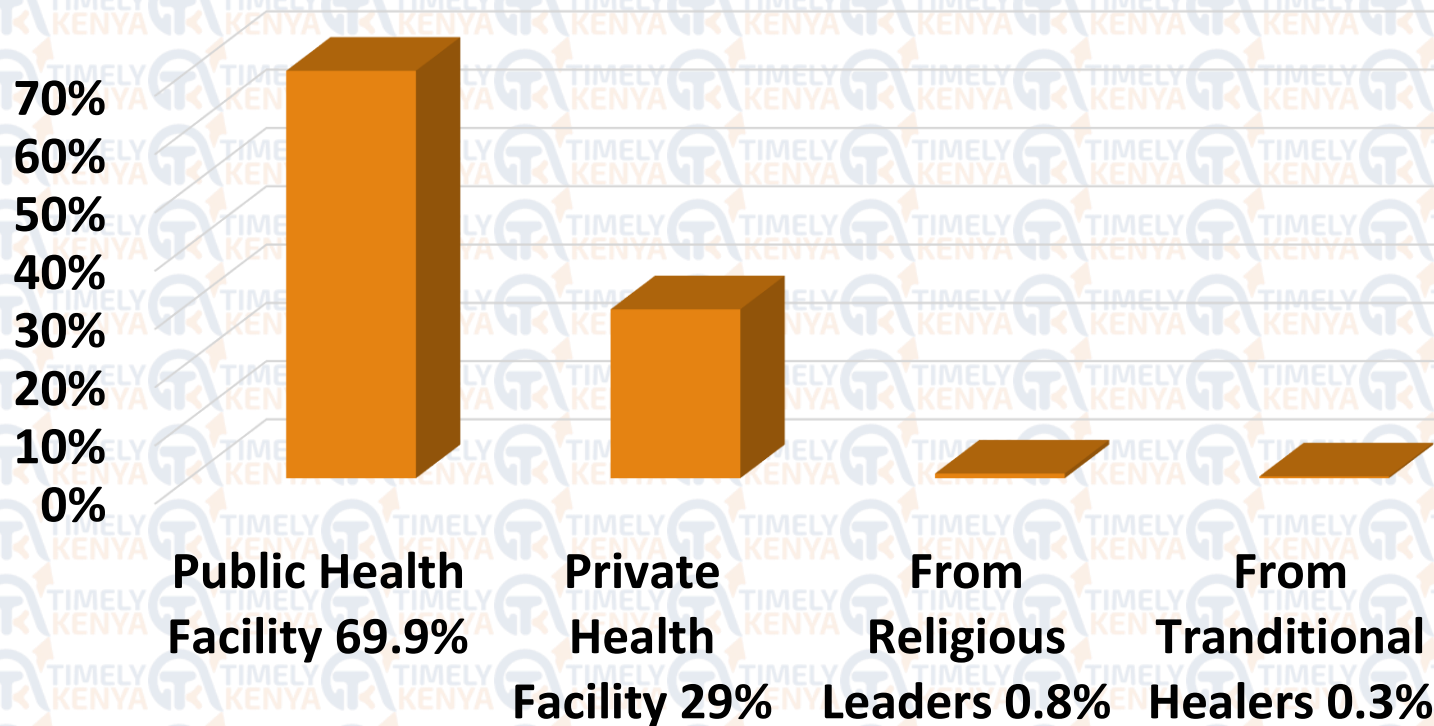
60%

80%



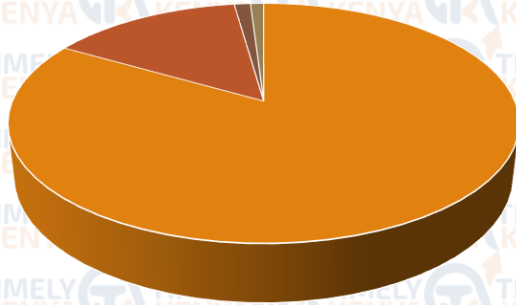
Access To Health Facilities

Where did you last seek medical attention?



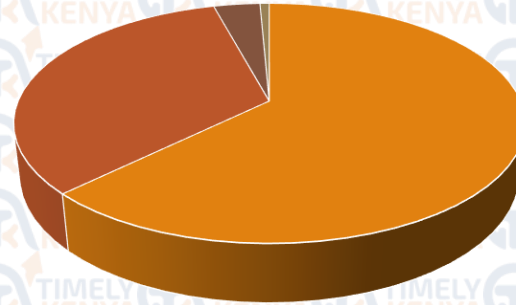
Dwelling Set-ups

RURAL



- 75% Public Facilities
- 13% Private Facilities
- 1.1% Religious Leaders
- 0.9% Traditional Healers

URBAN



- 62.7% Public facilities
- 33.1% Private Facilities
- 3.5% Religious Leaders
- 0.7% Traditional Healers

If it's a public facility, which level of Health System Did you seek medical Attention?

Level 4 Hospitals(Sub County) - 35%

Level 2 Hospitals(Dispensaries)- 25%

Level 5 Hospitals (County Referrals)- 20%

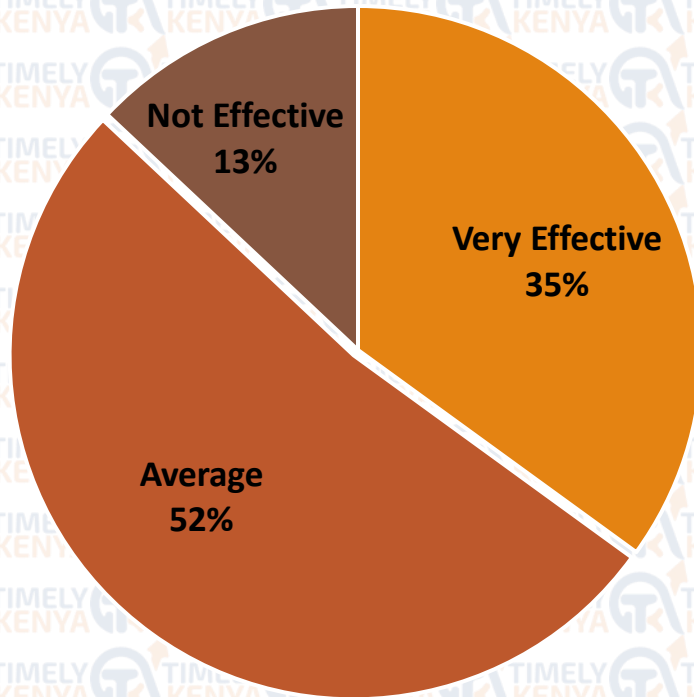
Level 3 Hospitals (Health Centers)- 15%

National Referral Hospitals(6)- 5%

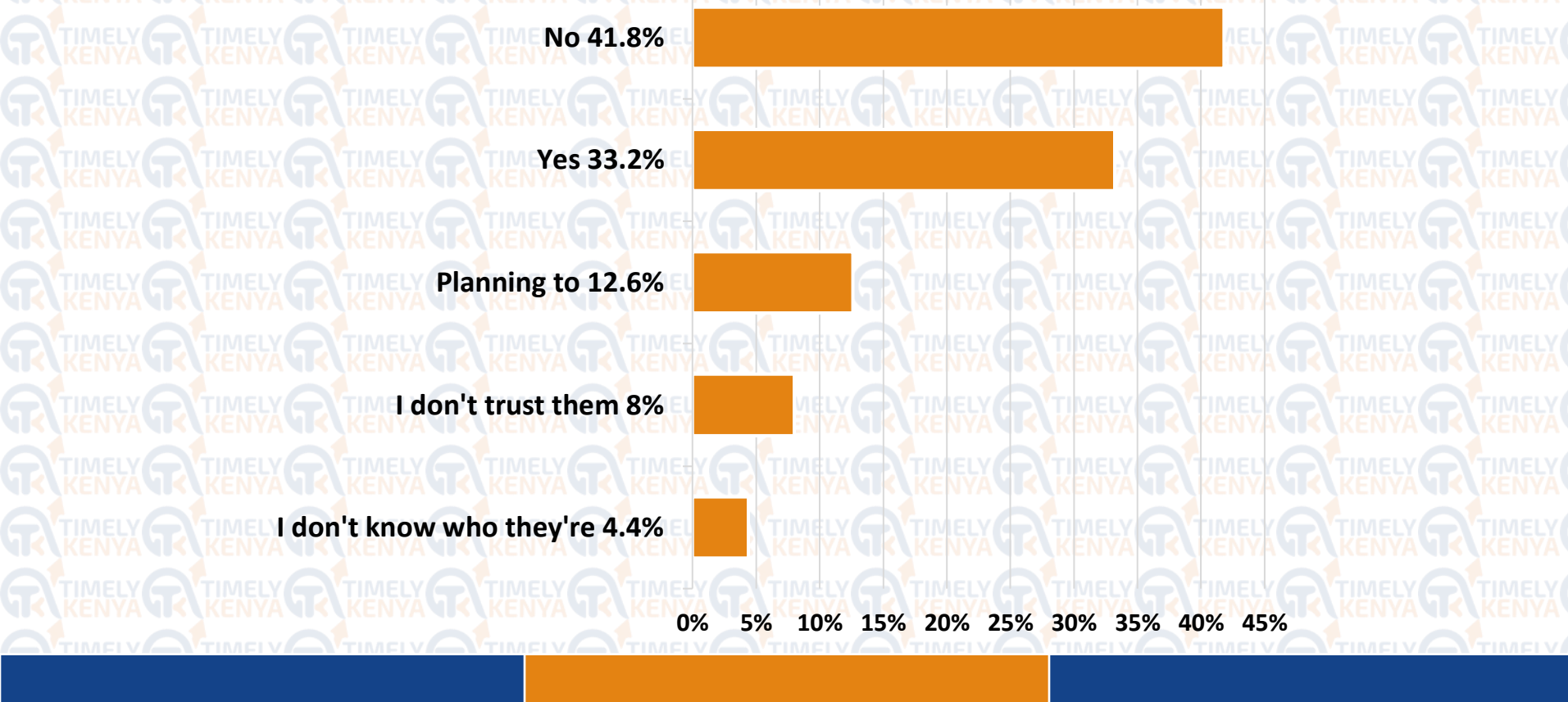
0% 10% 20% 30% 40%



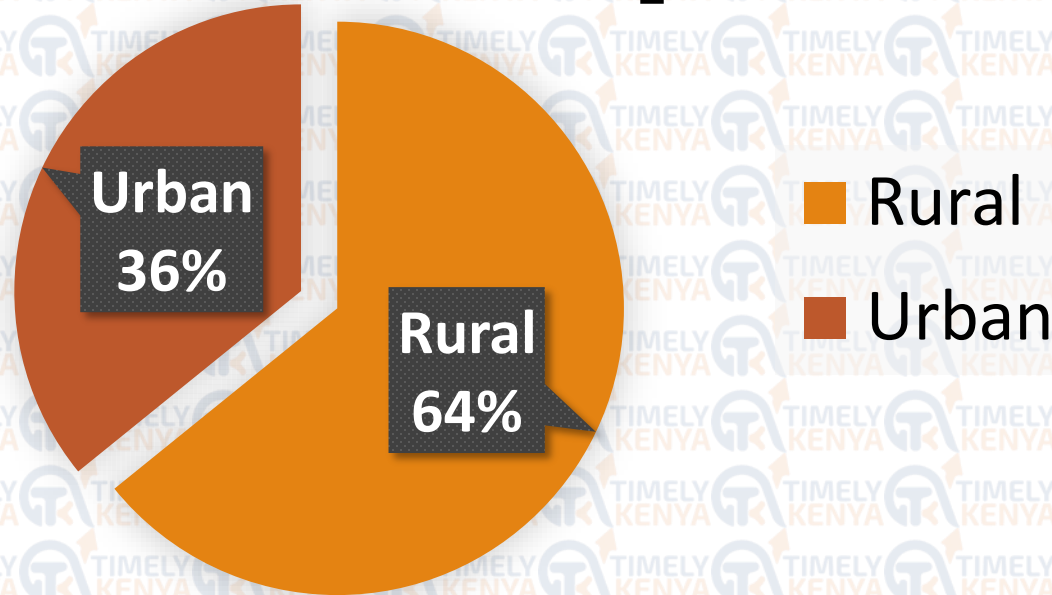
How Effective are your Community Health Promoters (CHPs)



In the Last 2 Months, Have You sought any Medical Attention from Your CHPs?



Demand for CHPs between Rural and Urban Set-up



- **In Rural areas, Women and Children have sought services from CHPs compared to men.**
- **In Urban Areas, low income earners have engaged CHPs more than the middle class and the rich. Women and children are seeking their services more than men.**

Top 10 Counties with Best Health Care

THARAKA NITHI COUNTY- 66%

66%



KISUMU COUNTY-64.3%

64.30%



NAROK COUNTY-64.2%

64.20%



MURANG'A COUNTY- 64%

64%



VIHIGA COUNTY-63.3%

63.30%



MAKUENI COUNTY-60.4%

60.40%



KIRINYAGA COUNTY-60.1%

60.10%



MANDERA COUNTY -57.9%

57.90%



HOMABAY COUNTY-57.7%

57.70%



KILIFI COUNTY-55%

55%



5 Counties With Poor Health Care

NYAMIRA COUNTY-34.6%

34.60%



MARSABIT COUNTY 34.1%

34.10%



KAJIADO COUNTY-31%

31.00%



**TANA RIVER COUNTY-
30.8%**

30.80%



TURKANA COUNTY-30.5%

30.50%



Contact Us

If you have a question, comment, or suggestion, please send us a message – we'd love to hear from you.

Contacts

+254 795 102729

info@timelykenya.com

<https://timelykenya.com>

